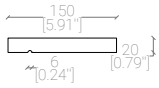
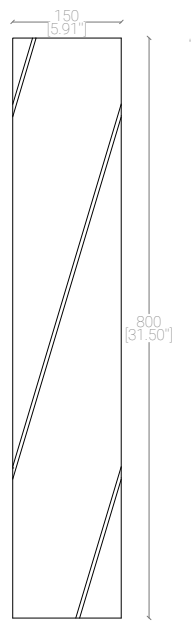
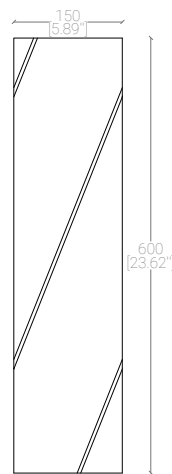
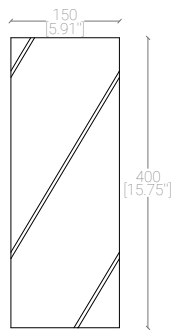



# TANGO TILE



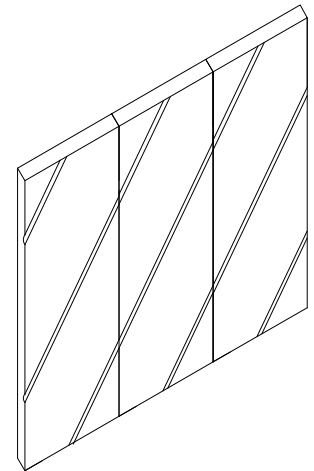
Plan



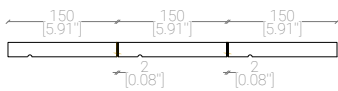
Front Elevation



Pattern



Isometric



Laying Pattern on Flat Surface

We suggest a 2mm Grout between each Tango Tile

## NOTE:

The sides of the not visible edges may not be completely clean due to some enamel residues as a result of the firing process.